



DATA SHEET



QR: Use your camera or bar code scanner and download the digital PDF version




WILDFIRE

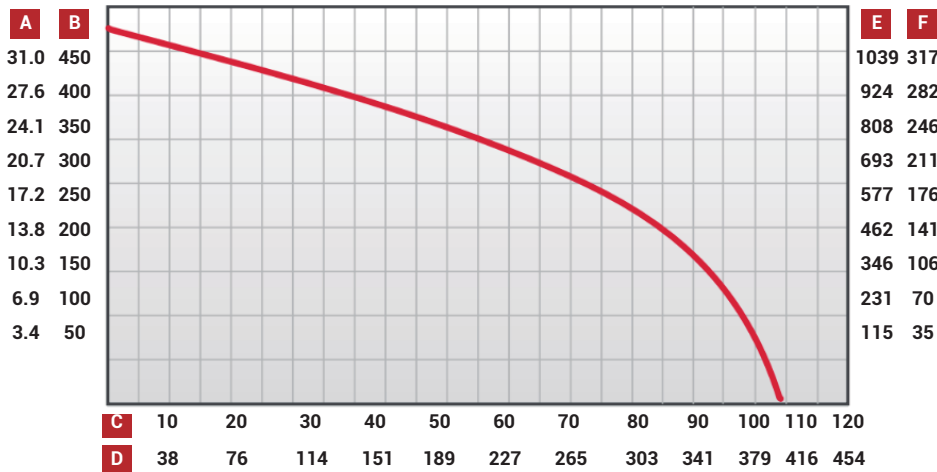
WICK® 4200-18BS

PORTABLE FOUR-STAGE HIGH-PRESSURE FIRE PUMP

- | Powered by an 18 HP, 4-stroke, Briggs and Stratton Vanguard "V Twin" air cooled engine with over-speed protection.
- | Engine and pump are coupled with our stainless steel quick-release clamp.
- | Electric start (battery optional) with manual recoil backup.
- | Maintenance-free speed increaser.
- | Automotive-style air cleaner and external oil filter.
- | Choice of hand-carrying tube frame or a channel base frame for vehicle mount.
- | Four-stage foam compatible pump end, interchangeable with our 4-stage fire pumps and with our F200 2-stage pump end for increased volume.
- | Hand-priming pump and pressure gauge included
- | Non-return discharge valve included.
- | Optional integral fuel tank.



Performance standard correction as per SAE J1349; 60° F / 15.5° C; Baro 29.92 in. / 101.3 mB



A Pressure in Bar B Pressure in PSI C Flow U.S. GPM D Flow liters / Min. E Head Press. Feet F Head Press. Meters


WEIGHT & DIMENSIONS		
Length	32.0"	91 cm
Width	19.5"	50 cm
Height	18.5"	47 cm
Weight	137 lbs	62 kg
Suction	2.0" NPSH	50 mm
Discharge	1.5" NPSH	38 mm

ENGINE	
Briggs and Stratton	4-stroke; 18 Hp @ 3600 RPM
Oil filter	Cartridge-type spin-on filter
Ignition	Electronic
Specifications subject to change without notice	

WWW.INFOREST.COM.AR
 ventas@inforest.com.ar
 comex@inforest.com.ar

WICK® 4200-18BS

DETAILS



Wick 4200-18BS (CHANNEL FRAME / HORIZONTAL SPEED INCREASER MODEL)

Part#	Description
71WK4203-18BC	WICK® XP4-18 Pumper ..18 HP 4-Stroke Briggs & Stratton, 4-stage pump, Channel frame model for vehicle mount
71WK4203-18BT	WICK® XP4-18 Pumper ..18 HP 4-Stroke Briggs & Stratton , 4-stage pump, Tubular frame model for easy transportation
71WK4203-18BCH	WICK® XP4-18 Pumper ..18 HP 4-Stroke Briggs & Stratton , 4-stage pump, Horizontal Speed increaser model with channel frame
71WK4203-18BCMI	WICK® XP4-18 Pumper .. Incl: 18 HP 4-Stroke Briggs & Stratton , 4-stage pump, Remote fuel and Exhaust primer model with Channel frame

BID SPECIFICATION

- | The pump must be powered by a Briggs & Stratton, 18 HP, Vanguard "V Twin", 4-Stroke air-cooled engine.
- | The engine must be electric start with optional battery and have a manual recoil backup.
- | It must have an interchangeable four-stage foam compatible pump end. The four-stage pump end must also be interchangeable with 2-stage pump ends for increased volume.
- | Must have a speed increaser that is a one piece housing and that features a maintenance-free belt/pulley design. Split belt housings are not acceptable and do not meet this specification.
- | Must enable the drive belt to be checked without removing the pump or pump flange. Split belt housings that require disassembly are not acceptable and do not meet this specification.
- | The pump end must attach to the speed increaser by the use of a one piece stainless-steel pump-mounting clamp. The clamp must also be fitted with a safety lock. Multi-part clamps do not meet this specification.
- | Must include a non-return discharge poppet check valve. Units with flapper check valves
- | are not acceptable and do not meet this specification.
- | Must include a liquid-filled gauge with a minimum range of 0-600 PSI / 0-40 Bar
- | Must include a built-in manual priming system. Units that require piping to be threaded into the pump end, are not acceptable and do not meet this specification. Units, that require attaching the primer, manually, to the discharge of the pump, in place of the hose, are not acceptable and do not meet this specification.
- | Must come equipped with a full-edge surround, anti-tip, low-profile frame to permit easy handling or a channel mount frame. Narrow high-profile frames which do not protect the pump and are unstable are not acceptable and do not meet this specification.
- | When requested it must have an optional exhaust primer.
- | The pump must have minimum flow and pressures as shown in the performance chart.



OPTIONAL

	Part#	Description
A	71W42-2715	Large Control Panel
B	71W42-2083	Exhaust Primer
C	70FLPFTXX	Fuel Tank .. see website for complete listing
D	70FLPFL-XX	Fuel line .. see website for complete listing
E	70FL15TPPS	Thread protector 1 1/2" / 38 mm
E	70FL20TPPS	Thread protector 2" / 51 mm
F	70FL20DLPS10	Draftlite HP suction hose .. 2 "/51 mm x 10'/3M c/w NPSH
G	70FL20DLPS10	Foot Valve / Strainer 2"/51 mm NPSH Female